




District Report Card: 2017


State: Tamil Nadu	District: Sivaganga
Class: 8	Subject: Language
Schools: 50	Students: 1123







Participation/Coverage


Students

<div>GENDER</div> <div></div>	Boys				Girls			
	Number		%		Number		%	
	515		45.86		608		54.14	

<div>AREA</div> <div></div>	Rural				Urban			
	Number		%		Number		%	
	726		64.65		397		35.35	

<div>CATEGORY</div> <div></div>	SC		ST		OBC		GEN	
	Number	%	Number	%	Number	%	Number	%
	217	19.32	0	0.00	870	77.47	36	3.21

<div>CWSN</div> <div> </div>	LD	VI	HI	S&LD	ID	Oth
	0	0	0	0	0	0

<div>Management</div> <div></div>	Government			Government-aided		
	Number		%	Number		%
	560		49.87	563		50.13

Average Performance of Students in Language (%)

Overall	Gender		Area		Management		Social Group			
	Male	Female	Rural	Urban	Govt.	Aided	SC	ST	OBC	GEN
61.26	60.75	61.69	62.09	59.73	60.29	62.23	62.12	0.00	60.97	62.96

Performance on Learning Outcomes (LOs)

Learning Outcomes	Description	Average Performance(%)
L813	Read textual/non-textual materials with comprehension and identifies the details, characters, main idea and sequence of ideas and events while reading	61.26

Range of Performance of Students who Answered Correctly							
Below 30%		30% - 50%		50% - 75%		Above 75%	
Number	%	Number	%	Number	%	Number	%
98	8.73	241	21.46	491	43.72	293	26.09

Lowest Performing Learning Outcomes (LOs)

1 - Read textual/non-textual materials with comprehension and identifies the details, characters, main idea and sequence of ideas and events while reading (61.26)